

# Container Size Chart

---

## 20'Dry Cargo Container



### Outside Dimensions

---

Length:	19'10-1/2"	(6.058 m.)
Width:	8'0"	(2.438 m.)
Height:	8'6"	(2.591 m.)

### Inside Dimensions

---

Length:	19'4-3/16"	(5.897 m.)
Width:	7'8-33/64"	(2.350 m.)
Height:	7'10-11/64"	(2.392 m.)

### Door Opening

---

Width:	7'8-11/64"	(2.341 m.)
Height:	7'5-11/16"	(2.278 m.)


### Capacity

---

Max.Gross Weight:	52,910 lb.	(24,000 kg.)
Tare Weight:	4,960 lb.	(2,250 kg.)
Max. Payload:	47,950 lb.	(21,750 kg.)
Max. Road Weight:	37,500 lb.	(17,010 kg.)
Cubic Capacity :	1,170 cu. ft.	(33.2 cu. m.)

---

## 40'Dry Cargo Container



### Outside Dimensions

---

Length:	40'0"	(12.192 m.)
Width:	8'0"	(2.438 m.)
Height:	9'6"	(2.896 m.)

### Inside Dimensions

---

Length:	39'5"	(12.033 m.)
Width:	7'8"	(2.345 m.)
Height:	8'9"	(2.381 m.)

### Door Opening

---

Width:	7'8-23/64"	(2.346 m.)
Height:	8'5-49/64"	(2.281 m.)

### Capacity

---

Max.Gross Weight:	79,366 lb.	(36,000 kg.)
Tare Weight:	10,185 lb.	(4,620 kg.)

# Container Size Chart

---

Max. Payload:	69,181 lb.	(31,380 kg.)
Cubic Capacity	: 2,687 cu.ft.	(76.1 cu. m.)

---

## 40' REFRIGERATED (REEFER) CONTAINER



### Outside Dimensions

---

Length:	40'0"	(12.192 m.)
Width:	8'0"	(2.438 m.)
Height:	8'6"	(2.591 m.)

### Inside Dimensions

---

Length:	37'11"	(11.557 m.)
Width:	7'6"	(2.286 m.)
Height:	7'4"	(2.240 m.)

### Door Opening

---

Width:	7'6"	(2.286 m.)
Height:	7'4"	(2.240 m.)

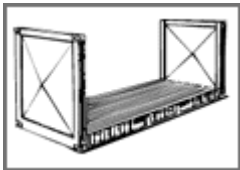
### Capacity

---

Max. Gross Weight:	67,200 lb	(30,480 kg.)
Tare Weight:	9,590 lb	(4,350 kg.)
Max. Payload:	57,610 lb	(26,130 kg.)
Cubic Capacity	: 2,112 cu.ft	(59.2 cu. m.)

---

## 20' Flat Rack



### Outside Dimensions

---

Length:	19'10-1/2"	(6.058 m.)
Width:	8'0"	(2.438 m.)
Height:	8'6"	(2.591 m.)

### Capacity

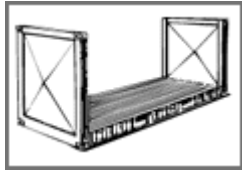
---

Max. Gross Weight:	67,200 lb.	(30,480 kg.)
Tare Weight:	6,170 lb.	(2,800 kg.)
Max. Payload:	61,030 lb.	(27,680 kg.)

# Container Size Chart

---

## 40' Flat Rack



### Outside Dimensions

---

Length:	38'3-1/8"	(11.662 m.)
Width:	7'3-9/16"	(2.224 m.)
Height:	6'4-1/2"	(1.943 m.)